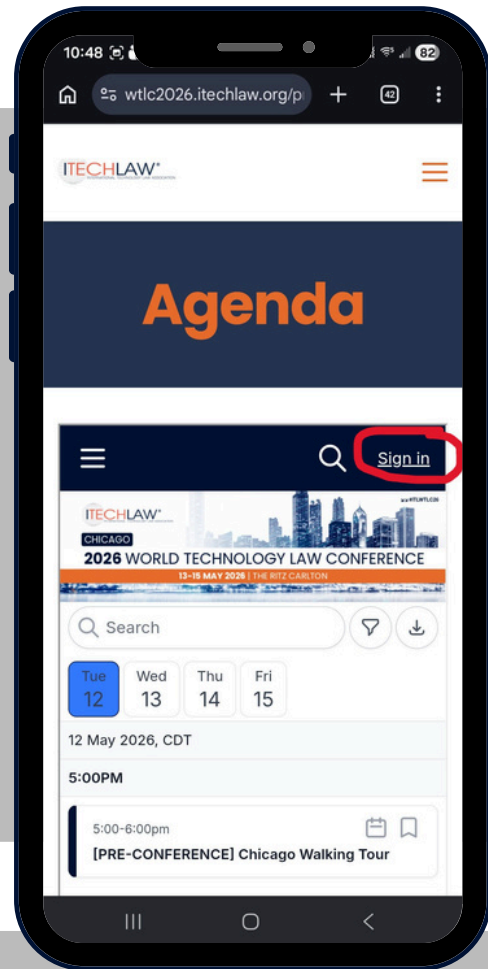


# ITECHLAW CONFERENCE MOBILE NETWORKING GUIDE

To edit your notification settings, click on your profile in the top right.



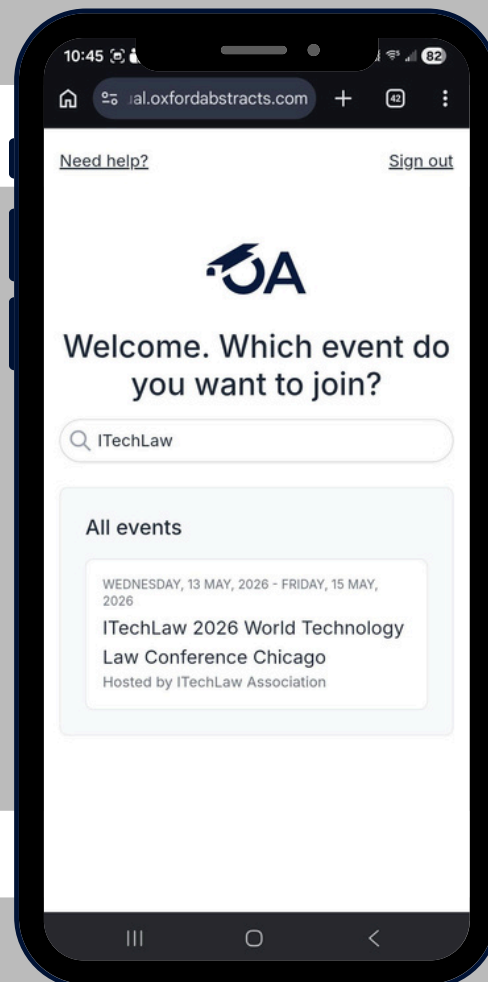
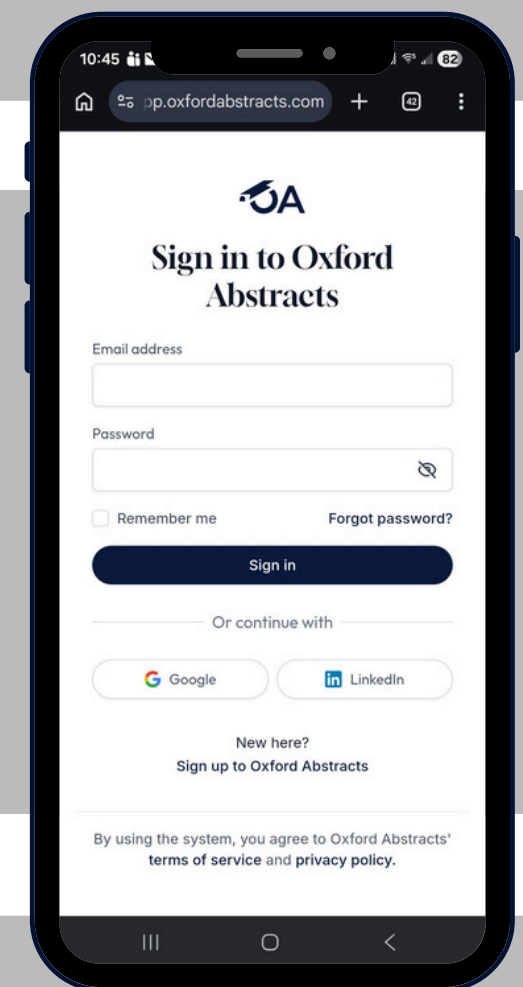
**GO TO**

**[HTTPS://W TLC2026.ITECHLAW.ORG/PROGRAM](https://wtlc2026.itechlaw.org/program)**

Click the “**Sign in**” link on the right side of screen on your phone or laptop.

**SIGN INTO ITECHLAW’S EVENT PLATFORM,  
OXFORD ABSTRACTS**

If you already have an account, sign in. If not, create an account or you can link your Google or LinkedIn account.

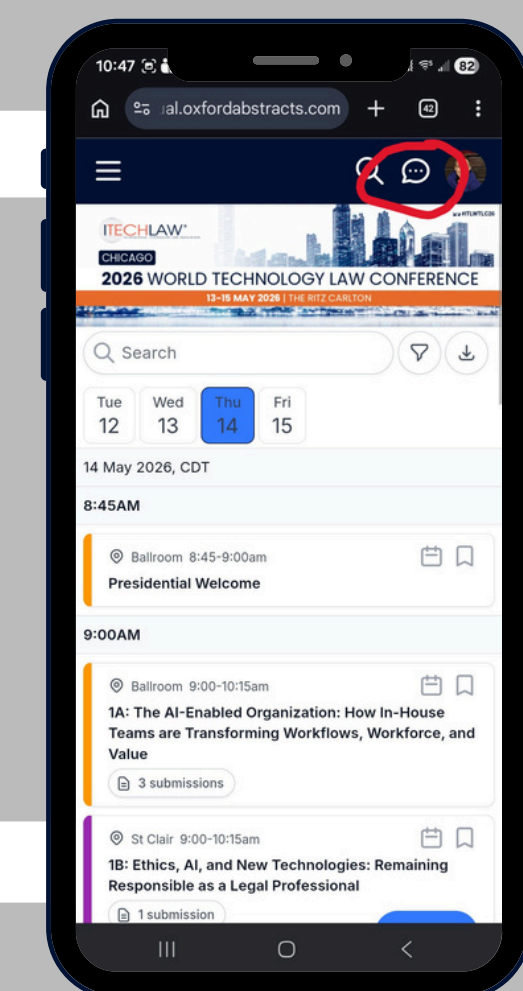


**SELECT ITECHLAW’S EVENT**

Search for “**ITechLaw**” and select “**ITechLaw 2026 World Technology Law Conference Chicago**” event.

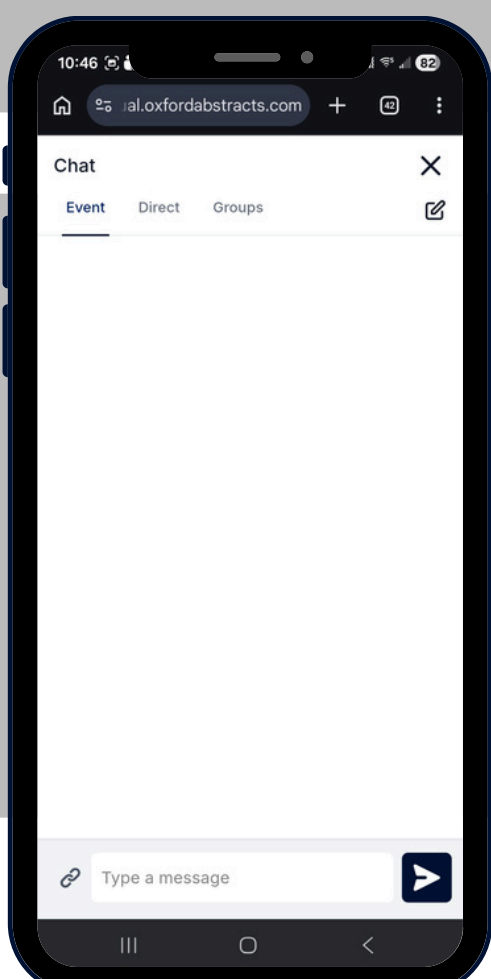
**FIND CHAT FEATURE**

Once your profile is complete, select the  button, next to the search button and your profile.



**START CHATTING!**

You can start messaging the whole event, select individuals, or create your own group chat.



# ITECHLAW CONFERENCE EVENT APP GUIDE

## MENU

You can see a list of speakers and all of your bookmarks under other tabs in the menu.

## DATE

You can see the agenda throughout the week by selecting the date.

## SEARCH

You can search for any session or speaker you are interested in.

## FILTER

You can filter the sessions shown based on any bookmarks you may have.

## BOOKMARK

You can bookmark sessions that you don't want to miss.

## CALENDAR

You can add specific sessions on your calendar that you don't want to miss.

## SESSION DETAILS

By clicking on individual sessions, you can see a brief abstract and the speakers for the session.

